


# *Objective 1*

*After reaching the first outdoor area, go inside the small shed and find the chainsaw, then use the chainsaw to open the gate, careful since zombies appear after someone gets the weapon.*



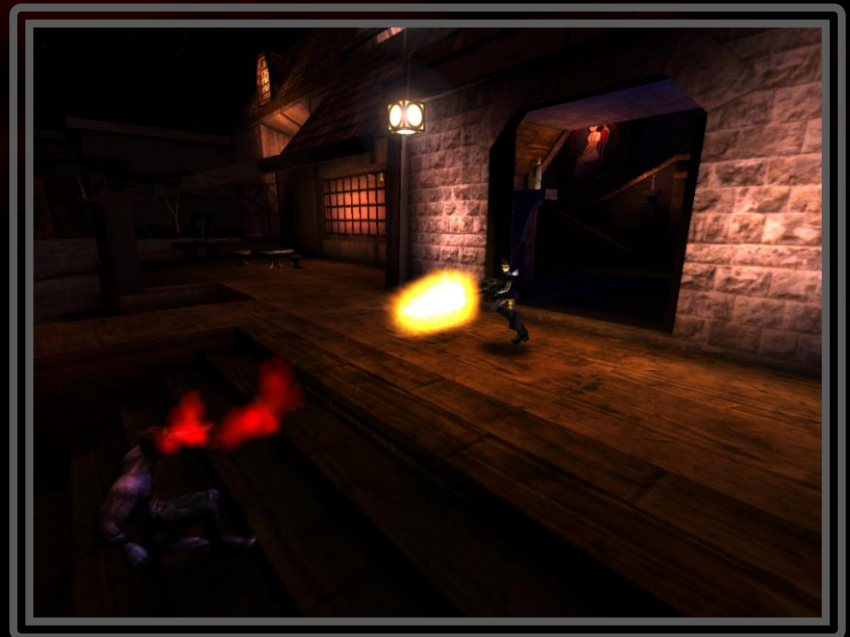
## *Objective 2*

*Reach the manor and use the chainsaw to open the doors to get inside, use the chainsaw again to destroy the spider webs. Careful since the place is full of spiders.*



## *Objective 3*

*Enter the manor and look for the kitchen, there you will find Myoko, read the message next to the corpse, after that a big ambush of zombies will begin, defend the manor and Myoko from the zombies, if she dies you can't get the good ending.*





## *Objective 4 (Optional)*

*When you enter the city you will see a weapon shop, this is a checkpoint. Inside you will find the owner called Eddy, a zombie ambush will begin shortly after reaching the shop, keep Eddy alive, if he dies you can't get the highest score and the weapon shop will be infested with zombies.*




## *Objective 5 (Optional)*

*Somewhere in the city you will find a hospital, go inside and reach the room with computers and open the door nearby, this will activate a new checkpoint and players will get health regenerators.*





## *Objective 6 (Optional)*

*Somewhere in the city you will find a coffee shop, go inside to activate a new checkpoint. Also, close to the shop you will see a door, use the chainsaw to open it, this will allow you to access the sewers, if you explore the sewers then you can find new items and shortcuts.*



# Objective 7


*Close to the coffee shop you will find a big factory, go inside and find a way to reach the underground area, at the end of this section you will find a room with a big red light, you need to touch this light with a new weapon called "Orb of Vandora", if you don't have it the red light will take you to the graveyard.*





## *Objective 8*

*Go to the graveyard, which is close to the hospital, you can also go there by touching the red light in the factory. In the graveyard you will find a temple, inside you will find the Orb of Vandora. Now return to the factory and touch the red light, if you have the Orb when touching the red light the objective will be completed.*





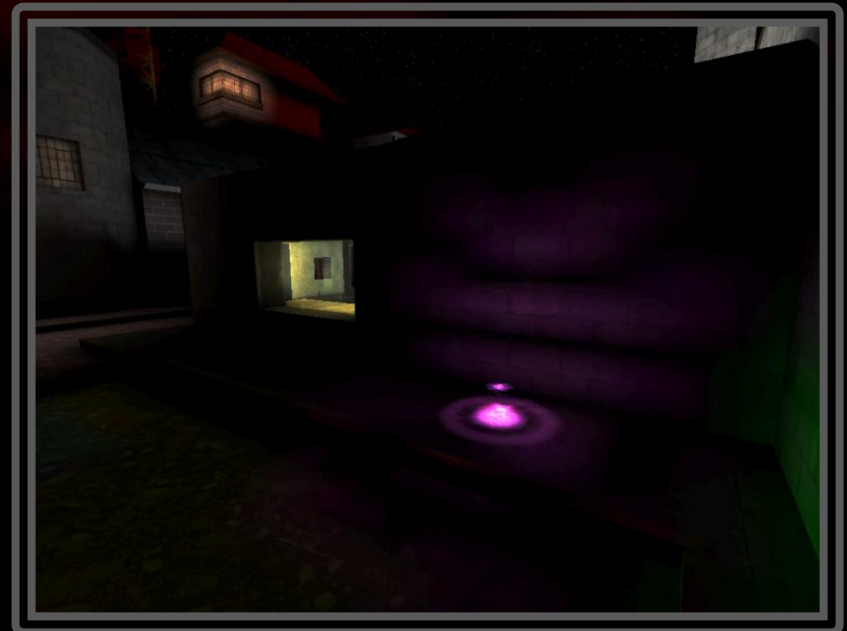
## *Objective 9 (Optional)*

*After getting the Orb of Vandora a zombie ambush will attack the weapon shop, go back there and save Eddy from the zombies, if you do Eddy will get a boost which will make him almost invulnerable, so don't worry about him after this.*



## *Objective 10*

*Go to the laboratory, which is close to the hospital, and go to the back area and use the jump pad, which has a purple color, to reach the rooftop so you can get inside the laboratory.*



## *Objective 11*

*Find the bookcase that can be interacted with and locate the professor, kill him. He will try to run away and alert other creatures to protect him.*

